



BOHLE

type list - blank

valid from 01.06.2016

GWINNER[®]
INTERNATIONAL

Finishes

Front and carcasse:

White matt silk lacquer

Fango matt silk lacquer

Taupe matt silk lacquer

Mango matt silk lacquer

Contrast finishes:

Natural smoked textured oak

Natural textured oak

The colour and wood finishes have been specifically created for Gwinner products and can therefore not be found in any standard. Gwinner colour samples provide an approximate reproduction and serve only as a guide.

Finishes

Product information	Page	2 - 3
Combinations	Page	4 - 13
Planning system for individual models	Page	14 - 19
Dining tables and coffee tables	Page	20 - 21
Chairs	Page	22 - 25
Accessories (lighting, remote controls, shelves, etc.)	Page	26 - 27

Customer services:

Sales:

You can call us:

Mon to Fri: 8 a.m. – 6 p.m. Tel. +49 (0) 7445 183 0

Sat: 10 a.m. – 4.30 p.m. Tel. +49 (0) 7445 183 370

Planning information:

You can call us:

Mon to Fri: 8 a.m. – 6 p.m. Tel. +49 (0) 7445 183 370

Sat: 10 a.m. – 4 p.m. Tel. +49 (0) 7445 183 370

Fax +49 (0) 7445 183 399

Website:

www.gwinner.de

Product information

Bohle has been awarded the DGM mark of quality by the German Furniture Quality Association

Country of manufacture: Germany



- Geprüfte Qualität
- Garantierte Sicherheit
- Gesundes Wohnen

...erkennen Sie an diesem Zeichen

Materials used:

The fronts, sides, shelves and rear panels are made from E1 chipboard. The visible areas are lacquered. The fronts, sides and shelves are 19-mm thick, shelves are 12-mm thick and rear panels are 5-mm thick.

The accent elements are embossed with veneered real-wood multi-layer panels.

The drawers are mounted on soft-close **full-extension Quadro runners**, and have been tested 40,000 times.

Doors and glass doors are mounted on nickel-plated, three-way adjusting, fast-assembly metal cup hinges, which have been tested 40,000 times.

Display-unit doors and glass shelves are made from optiwhite float glass.

Load-bearing capacity:

Base-element drawers have a load-bearing capacity of 15 kg; all other drawers have a load-bearing capacity of 10 kg when loaded evenly. Wooden shelves have a load-bearing capacity of 15 kg; glass shelves have a load-bearing capacity of 10 kg; additional information relating to load-bearing capacity can be found on the corresponding element.



Home hygiene:

Bohle meets the requirements for a healthy home environment, it has been tested for harmful substances in accordance with RAL-GZ 430/1-1.



Care instructions:

Wipe with a dry duster or a slightly damp cloth. The lacquers are highly resistant to abrasion in accordance with DIN 68861.

Electrics:

All lighting elements and connection cables are VDE-tested.

Energy usage:

The LED lights used are fitted with **A** to A** LED bulbs, based on a scale of **A**** (most efficient) to **E** (least efficient). The bulbs in the LED lights cannot be replaced.

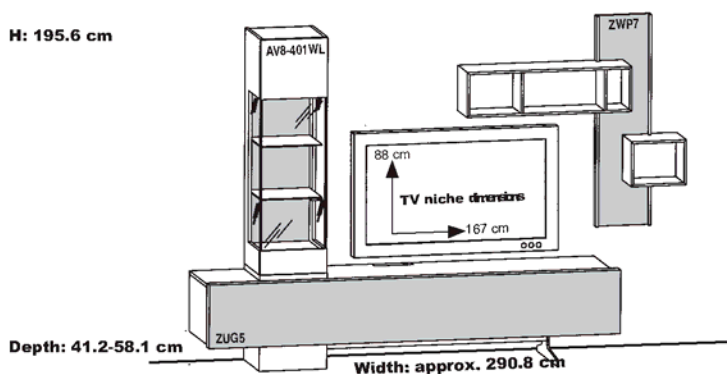
Subject to errors, as well as design, colour and material modifications as part of technical progress.

Wall combinations

Prices excluding lighting and accessories

Information on the internal layout of base elements can be found on page 17  = contrasting surface

H: 195.6 cm



Order no. BL1 (as shown) **BL1-SV** (mirror-image)
Price

As BL1 and BL1-SV but with a continuous plinth on the base element

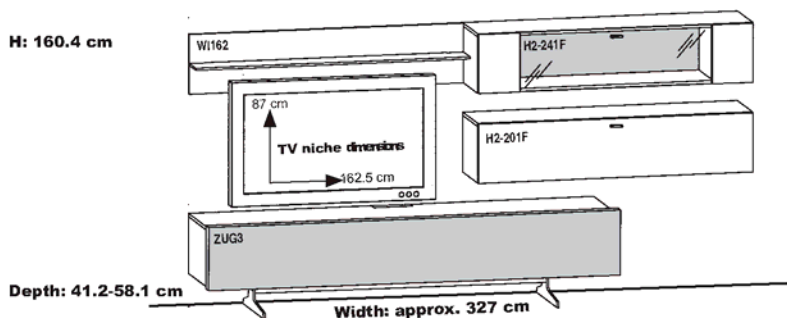
Order no. BL1S (as shown) **BL1S-SV** (mirror-image)
Price

Recommended accessories: each

Lighting	
1 LED lighting set for display units	LEDSET32
1 LED lighting set for shelves	LEDSET30
Radio remote control & transformer	FKS4-30
General accessories	
1 IR repeater	IRST/IRWP
1 induction charger for mobiles	KLG
1 electric drawer opener	SD240
1 organiser	E1-2724
1-2 organisers	E2-2724

Article descriptions and additional accessories can be found on pages 26 and 27.
An IR repeater may be required if devices are placed in the base element. See page 27 for more information

H: 160.4 cm



Order no. BL2 (as shown) **BL2-SV** (mirror-image)
Price

As BL2 and BL2-SV but with a continuous plinth on the base element

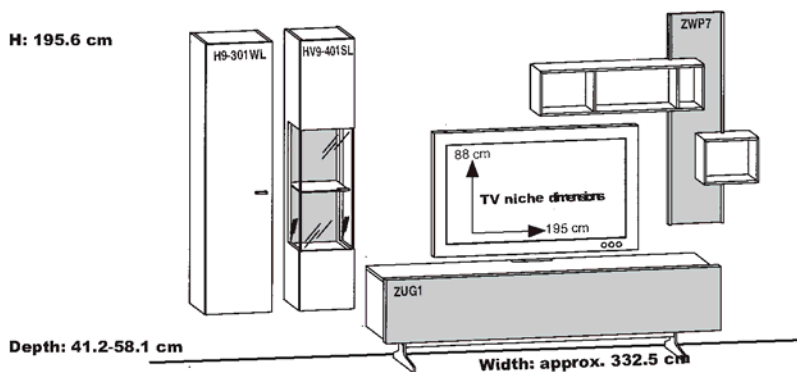
Order no. BL2S (as shown) **BL2S-SV** (mirror-image)
Price

Recommended accessories: each

Lighting	
1 LED light for display unit	LEDSET38
1 LED light for wall shelf	LWP162
Radio remote control & transformer	FKS4-30
General accessories	
1 IR repeater	IRST/IRWP
1 induction charger for mobiles	KLG
1 electric drawer opener	SD240
1 organiser	E1-2724
1-2 organisers	E2-2724

Article descriptions and additional accessories can be found on pages 26 and 27.
An IR repeater may be required if devices are placed in the base element. See page 27 for more information

H: 195.6 cm



Order no. BL3 (as shown) **BL3-SV** (mirror-image)
Price

As BL3 and BL3-SV but with a continuous plinth on the base element

Order no. BL3S (as shown) **BL3S-SV** (mirror-image)
Price

Recommended accessories: each

Lighting	
1 LED lighting set for display units	LEDSET33
1 LED lighting set for shelves	LEDSET30
Radio remote control & transformer	FKS4-30
General accessories	
1 IR repeater	IRST/IRWP
1 induction charger for mobiles	KLG
1 electric drawer opener	SD195
1 organiser	E1-2724
1-2 organisers	E2-2724

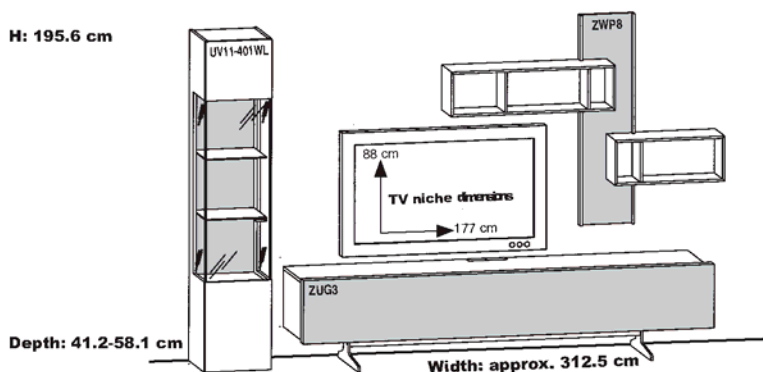
Article descriptions and additional accessories can be found on pages 26 and 27.
An IR repeater may be required if devices are placed in the base element. See page 27 for more information

Wall combinations

Prices excluding lighting and accessories

Information on the internal layout of base elements can be found on page 17  = contrasting surface

H: 195.6 cm



Order no. BL4 (as shown)
Price

BL4-SV (mirror-image)

As BL4 and BL4-SV but with a continuous plinth on the base element

Order no. BL4S (as shown)
Price

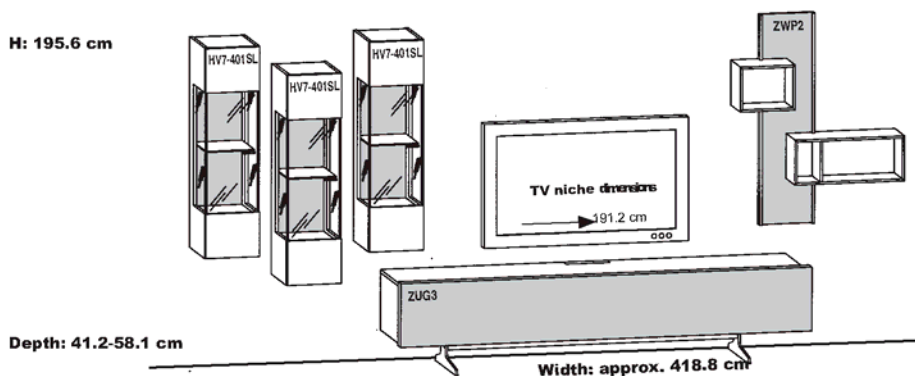
BL4S-SV (mirror-image)

Recommended accessories: each

Lighting	
1 LED lighting set for display units	LEDSET31
1 LED lighting set for shelves	LEDSET30
Radio remote control & transformer	FKS4-30
General accessories	
1 IR repeater	IRST/IRWP
1 induction charger for mobiles	KLG
1 electric drawer opener	SD240
1 organiser	E1-2724
1-2 organisers	E2-2724

Article descriptions and additional accessories can be found on pages 26 and 27.
An IR repeater may be required if devices are placed in the base element. See page 27 for more information

H: 195.6 cm



Order no. BL5 (as shown)
Price

BL5-SV (mirror-image)

As BL5 and BL5-SV but with a continuous plinth on the base element

Order no. BL5S (as shown)
Price

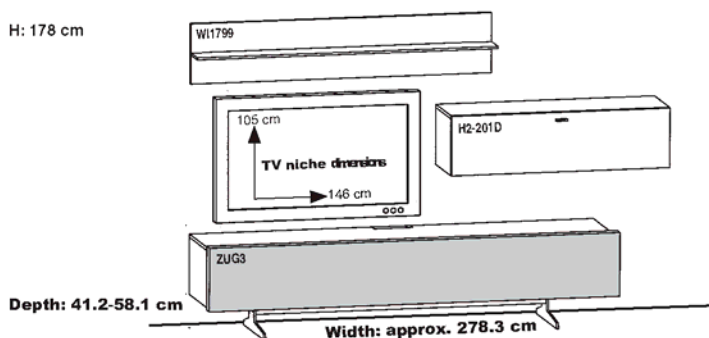
BL5S-SV (mirror-image)

Recommended accessories: each

Lighting	
3 LED lighting sets for display units	LEDSET33
1 LED lighting set for shelves	LEDSET30
Radio remote control & transformer	FKS4-60
General accessories	
1 IR repeater	IRST/IRWP
1 induction charger for mobiles	KLG
1 electric drawer opener	SD240
1 organiser	E1-2724
1-2 organisers	E2-2724

Article descriptions and additional accessories can be found on pages 26 and 27.
An IR repeater may be required if devices are placed in the base element. See page 27 for more information

H: 178 cm



Order no. BL6 (as shown)
Price

BL6-SV (mirror-image)

As BL6 and BL6-SV but with a continuous plinth on the base element

Order no. BL6S (as shown)
Price

BL6S-SV (mirror-image)

Recommended accessories: each

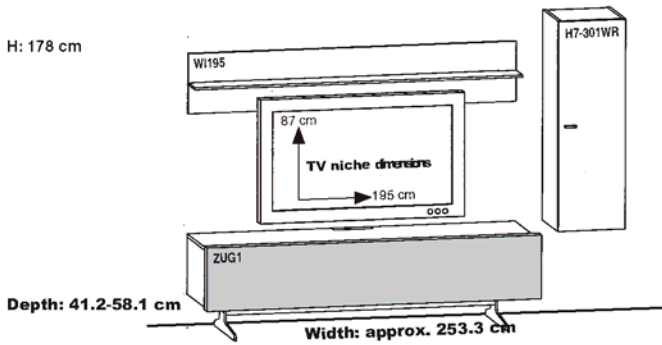
Lighting	
1 LED light for wall shelf	LWP179
Radio remote control & transformer	FKS4-30
General accessories	
1 IR repeater	IRST/IRWP
1 induction charger for mobiles	KLG
1 electric drawer opener	SD240
1 organiser	E1-2724
1-2 organisers	E2-2724

Article descriptions and additional accessories can be found on pages 26 and 27.
An IR repeater may be required if devices are placed in the base element. See page 27 for more information

Wall combinations

Prices excluding lighting and accessories

Information on the internal layout of base elements can be found on page 17  = contrasting surface



Order no. BL8 (as shown) **BL8-SV** (mirror-image)

Price

As BL8 and BL8-SV but with a continuous plinth on the base element

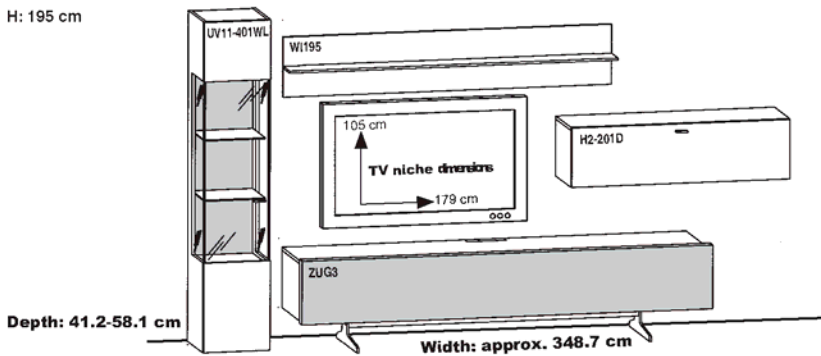
Order no. BL8S (as shown) **BL8S-SV** (mirror-image)

Price

Recommended accessories: each

Lighting	
1 LED light for wall shelf	LWP195
Radio remote control & transformer	FKS4-30
General accessories	
1 IR repeater	IRST/IRWP
1 induction charger for mobiles	KLG
1 electric drawer opener	SD195
1 organiser	E1-2724
1-2 organisers	E2-2724

Article descriptions and additional accessories can be found on pages 26 and 27. An IR repeater may be required if devices are placed in the base element. See page 27 for more information



Order no. BL9 (as shown) **BL9-SV** (mirror-image)

Price

As BL9 and BL9-SV but with a continuous plinth on the base element

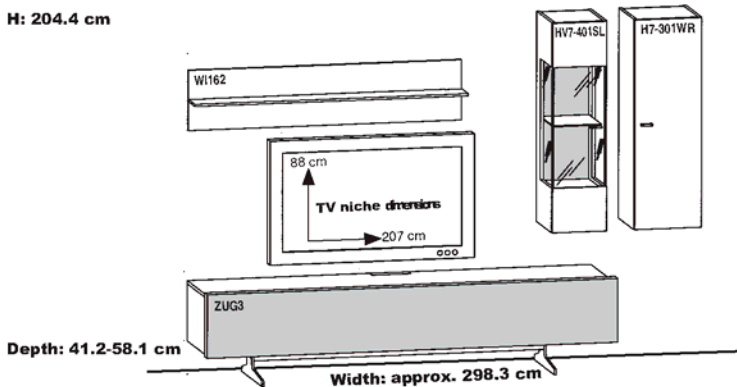
Order no. BL9S (as shown) **BL9S-SV** (mirror-image)

Price

Recommended accessories: each

Lighting	
1 LED lighting set for display units	LEDSET31
1 LED light for wall shelf	LWP195
Radio remote control & transformer	FKS4-30
General accessories	
1 IR repeater	IRST/IRWP
1 induction charger for mobiles	KLG
1 electric drawer opener	SD240
1 organiser	E1-2724
1-2 organisers	E2-2724

Article descriptions and additional accessories can be found on pages 26 and 27. An IR repeater may be required if devices are placed in the base element. See page 27 for more information



Order no. BL10 (as shown) **BL10-SV** (mirror-image)

Price

As BL10 and BL10-SV but with a continuous plinth on the base element

Order no. BL10S (as shown) **BL10S-SV** (mirror-image)

Price

Recommended accessories: each

Lighting	
1 LED lighting set for display units	LEDSET33
1 LED light for wall shelf	LWP162
Radio remote control & transformer	FKS4-30
General accessories	
1 IR repeater	IRST/IRWP
1 induction charger for mobiles	KLG
1 electric drawer opener	SD240
1 organiser	E1-2724
1-2 organisers	E2-2724

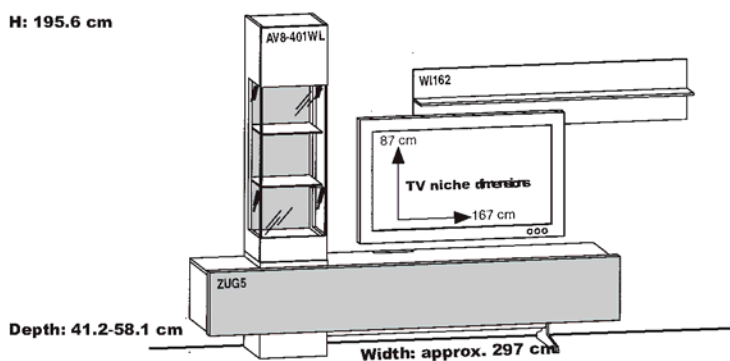
Article descriptions and additional accessories can be found on pages 26 and 27. An IR repeater may be required if devices are placed in the base element. See page 27 for more information

Wall combinations

Prices excluding lighting and accessories

Information on the internal layout of base elements can be found on page 17  = contrasting surface

H: 195.6 cm



Order no. BL11 (as shown)
Price

BL11-SV (mirror-image)

As BL11 and BL11-SV but with a continuous plinth on the base element

Order no. BL11S (as shown)
Price

BL11S-SV (mirror-image)

Recommended accessories: each

Lighting

1 LED lighting set for display units **LEDSET32**

1 LED light for wall shelf **LWP162**

Radio remote control & transformer **FKS4-30**

General accessories

1 IR repeater **IRST/IRWP**

1 induction charger for mobiles **KLG**

1 electric drawer opener **SD240**

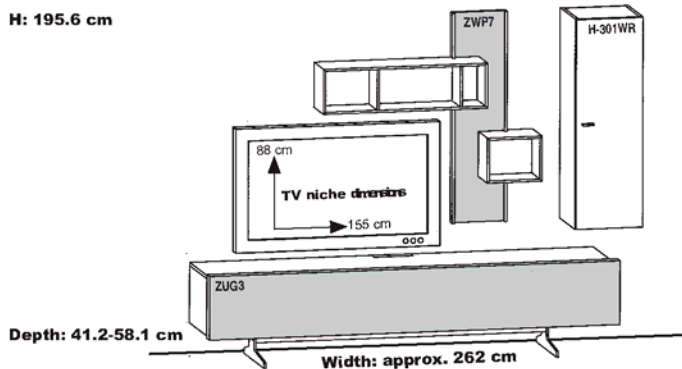
1 organiser **E1-2724**

1-2 organisers **E2-2724**

Article descriptions and additional accessories can be found on pages 26 and 27.

An IR repeater may be required if devices are placed in the base element. See page 27 for more information

H: 195.6 cm



Order no. BL12 (as shown)
Price

BL12-SV (mirror-image)

As BL12 and BL12-SV but with a continuous plinth on the base element

Order no. BL12S (as shown)
Price

BL12S-SV (mirror-image)

Recommended accessories: each

Lighting

1 LED lighting set for shelves **LEDSET30**

Radio remote control & transformer **FKS4-30**

General accessories

1 IR repeater **IRST/IRWP**

1 induction charger for mobiles **KLG**

1 electric drawer opener **SD240**

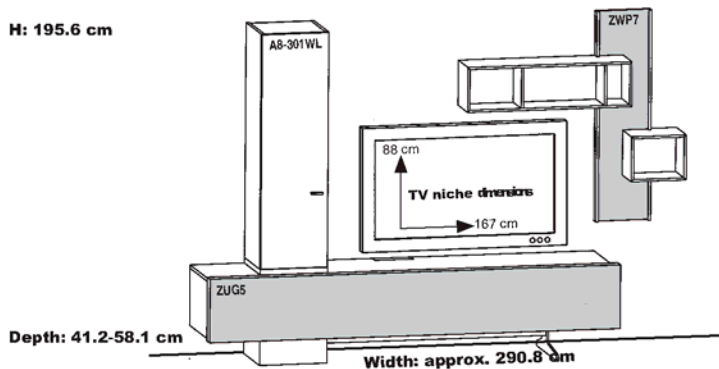
1 organiser **E1-2724**

1-2 organisers **E2-2724**

Article descriptions and additional accessories can be found on pages 26 and 27.

An IR repeater may be required if devices are placed in the base element. See page 27 for more information

H: 195.6 cm



Order no. BL13 (as shown)
Price

BL13-SV (mirror-image)

As BL13 and BL13-SV but with a continuous plinth on the base element

Order no. BL13S (as shown)
Price

BL13S-SV (mirror-image)

Recommended accessories: each

Lighting

1 LED lighting set for shelves **LEDSET30**

Radio remote control & transformer **FKS4-30**

General accessories

1 IR repeater **IRST/IRWP**

1 induction charger for mobiles **KLG**

1 electric drawer opener **SD240**

1 organiser **E1-2724**

1-2 organisers **E2-2724**

Article descriptions and additional accessories can be found on pages 26 and 27.

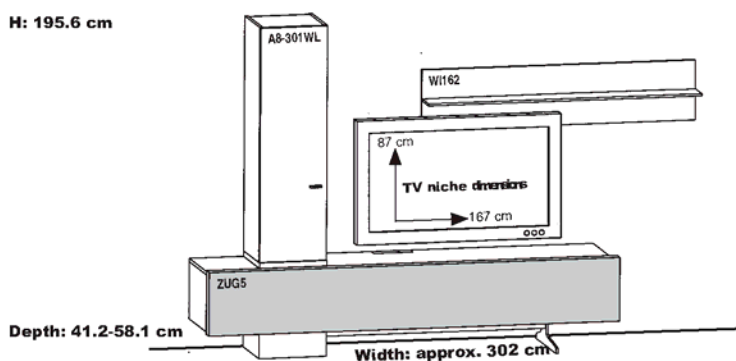
An IR repeater may be required if devices are placed in the base element. See page 27 for more information

Wall combinations

Prices excluding lighting and accessories

Information on the internal layout of base elements can be found on page 17  = contrasting surface

H: 195.6 cm



Order no. BL14 (as shown)
Price

BL14-SV (mirror-image)

As BL14 and BL14-SV but with a continuous plinth on the base element

Order no. BL14S (as shown)
Price

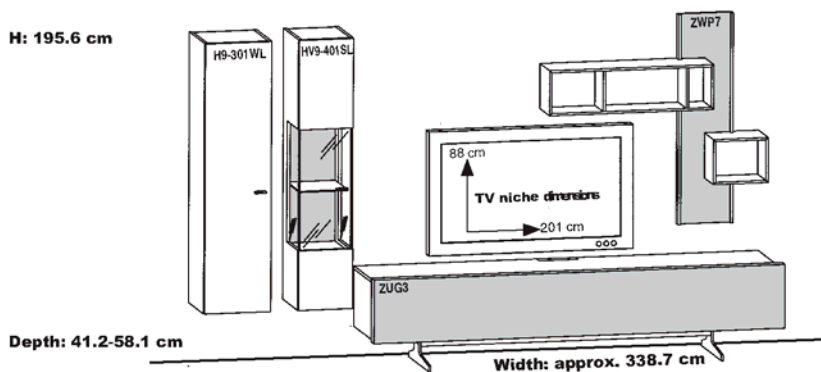
BL14S-SV (mirror-image)

Recommended accessories: each

Lighting	
1 LED light for wall shelf	LWP162
Radio remote control & transformer	FKS4-30
General accessories	
1 IR repeater	IRST/IRWP
1 induction charger for mobiles	KLG
1 electric drawer opener	SD240
1 organiser	E1-2724
1-2 organisers	E2-2724

Article descriptions and additional accessories can be found on pages 26 and 27.
An IR repeater may be required if devices are placed in the base element. See page 27 for more information

H: 195.6 cm



Order no. BL15 (as shown)
Price

BL15-SV (mirror-image)

As BL15 and BL15-SV but with a continuous plinth on the base element

Order no. BL15S (as shown)
Price

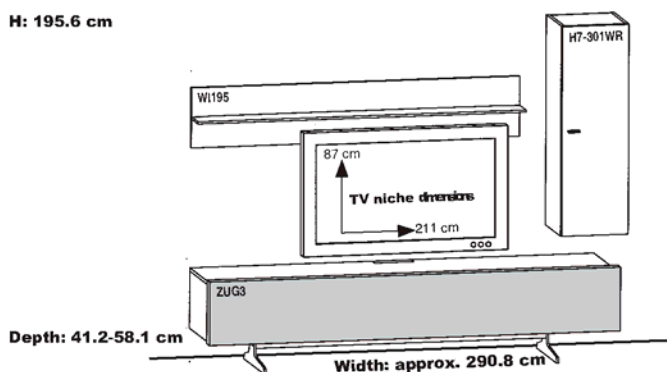
BL15S-SV (mirror-image)

Recommended accessories: each

Lighting	
1 LED lighting set for display units	LEDSET33
1 LED lighting set for shelves	LEDSET30
Radio remote control & transformer	FKS4-30
General accessories	
1 IR repeater	IRST/IRWP
1 induction charger for mobiles	KLG
1 electric drawer opener	SD240
1 organiser	E1-2724
1-2 organisers	E2-2724

Article descriptions and additional accessories can be found on pages 26 and 27.
An IR repeater may be required if devices are placed in the base element. See page 27 for more information

H: 195.6 cm



Order no. BL16 (as shown)
Price

BL16-SV (mirror-image)

As BL16 and BL16-SV but with a continuous plinth on the base element

Order no. BL16S (as shown)
Price

BL16S-SV (mirror-image)

Recommended accessories: each

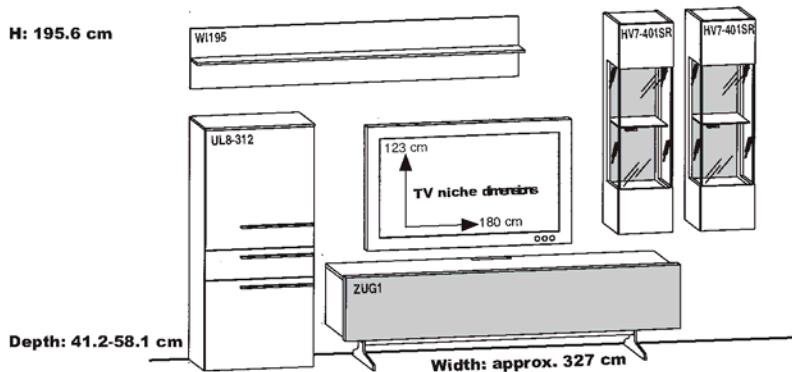
Lighting	
1 LED light for wall shelf	LWP195
Radio remote control & transformer	FKS4-30
General accessories	
1 IR repeater	IRST/IRWP
1 induction charger for mobiles	KLG
1 electric drawer opener	SD240
1 organiser	E1-2724
1-2 organisers	E2-2724

Article descriptions and additional accessories can be found on pages 26 and 27.
An IR repeater may be required if devices are placed in the base element. See page 27 for more information

Wall combinations

Prices excluding lighting and accessories

Information on the internal layout of base elements can be found on page 17  = contrasting surface



Order no. BL17 (as shown) **BL17-SV** (mirror-image)
Price

As BL17 and BL17-SV but with a continuous plinth on the base element

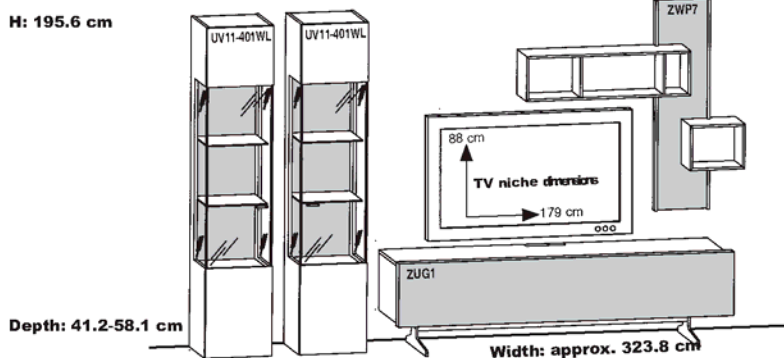
Order no. BL17S (as shown) **BL17S-SV** (mirror-image)
Price

Recommended accessories: each

Lighting	
2 LED lighting sets for display units	LEDSET33
1 LED light for wall shelf	LWP195
Radio remote control & transformer	FKS4-30

General accessories	
1 IR repeater	IRST/IRWP
1 induction charger for mobiles	KLG
1 electric drawer opener	SD195
1 organiser	E1-2724
1-2 organisers	E2-2724

Article descriptions and additional accessories can be found on pages 26 and 27.
An IR repeater may be required if devices are placed in the base element. See page 27 for more information



Order no. BL18 (as shown) **BL18-SV** (mirror-image)
Price

As BL18 and BL18-SV but with a continuous plinth on the base element

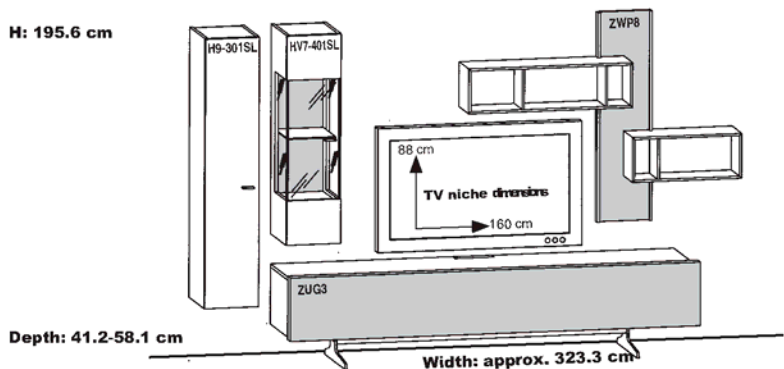
Order no. BL18S (as shown) **BL18S-SV** (mirror-image)
Price

Recommended accessories: each

Lighting	
2 LED lighting sets for display units	LEDSET31
1 LED lighting set for shelves	LEDSET30
Radio remote control & transformer	FKS4-60

General accessories	
1 IR repeater	IRST/IRWP
1 induction charger for mobiles	KLG
1 electric drawer opener	SD195
1 organiser	E1-2724
1-2 organisers	E2-2724

Article descriptions and additional accessories can be found on pages 26 and 27.
An IR repeater may be required if devices are placed in the base element. See page 27 for more information



Order no. BL19 (as shown) **BL19-SV** (mirror-image)
Price

As BL19 and BL19-SV but with a continuous plinth on the base element

Order no. BL19S (as shown) **BL19S-SV** (mirror-image)
Price

Recommended accessories: each

Lighting	
1 LED lighting set for display units	LEDSET33
1 LED lighting set for shelves	LEDSET30
Radio remote control & transformer	FKS4-30

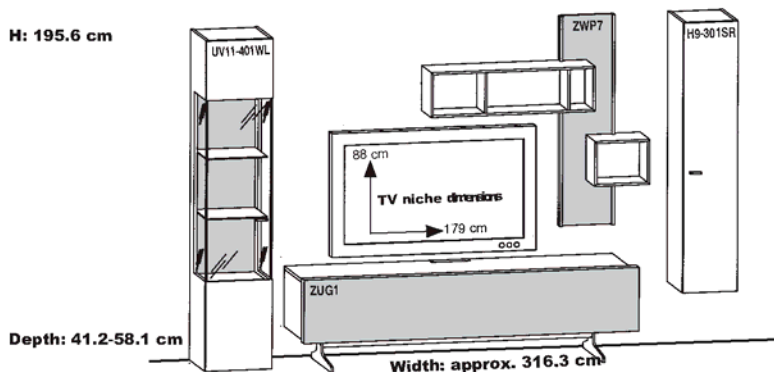
General accessories	
1 IR repeater	IRST/IRWP
1 induction charger for mobiles	KLG
1 electric drawer opener	SD240
1 organiser	E1-2724
1-2 organisers	E2-2724

Article descriptions and additional accessories can be found on pages 26 and 27.
An IR repeater may be required if devices are placed in the base element. See page 27 for more information

Wall combinations

Prices excluding lighting and accessories

Information on the internal layout of base elements can be found on page 17  = contrasting surface



Order no. BL20 (as shown) **BL20-SV** (mirror-image)
Price

As BL20 and BL20-SV but with a continuous plinth on the base element

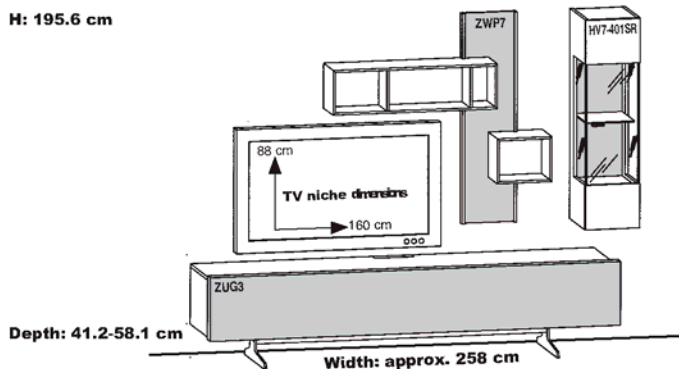
Order no. BL20S (as shown) **BL20S-SV** (mirror-image)
Price

Recommended accessories: each

Lighting	
1 LED lighting set for display units	LEDSET31
1 LED lighting set for shelves	LEDSET30
Radio remote control & transformer	FKS4-30

General accessories	
1 IR repeater	IRST/IRWP
1 induction charger for mobiles	KLG
1 electric drawer opener	SD195
1 organiser	E1-2724
1-2 organisers	E2-2724

Article descriptions and additional accessories can be found on pages 26 and 27.
An IR repeater may be required if devices are placed in the base element. See page 27 for more information



Order no. BL50 (as shown) **BL50-SV** (mirror-image)
Price

As BL50 and BL50-SV but with a continuous plinth on the base element

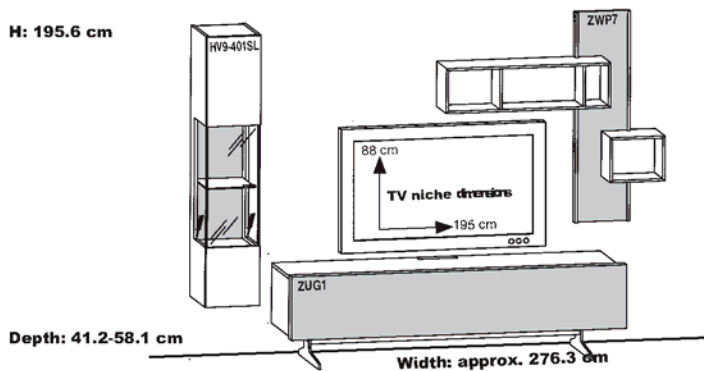
Order no. BL50S (as shown) **BL50S-SV** (mirror-image)
Price

Recommended accessories: each

Lighting	
1 LED lighting set for display units	LEDSET33
1 LED lighting set for shelves	LEDSET30
Radio remote control & transformer	FKS4-30

General accessories	
1 IR repeater	IRST/IRWP
1 induction charger for mobiles	KLG
1 electric drawer opener	SD240
1 organiser	E1-2724
1-2 organisers	E2-2724

Article descriptions and additional accessories can be found on pages 26 and 27.
An IR repeater may be required if devices are placed in the base element. See page 27 for more information



Order no. BL73 (as shown) **BL73-SV** (mirror-image)
Price

As BL73 and BL73-SV but with a continuous plinth on the base element

Order no. BL73S (as shown) **BL73S-SV** (mirror-image)
Price

Recommended accessories: each

Lighting	
1 LED lighting set for display units	LEDSET33
1 LED lighting set for shelves	LEDSET30
Radio remote control & transformer	FKS4-30

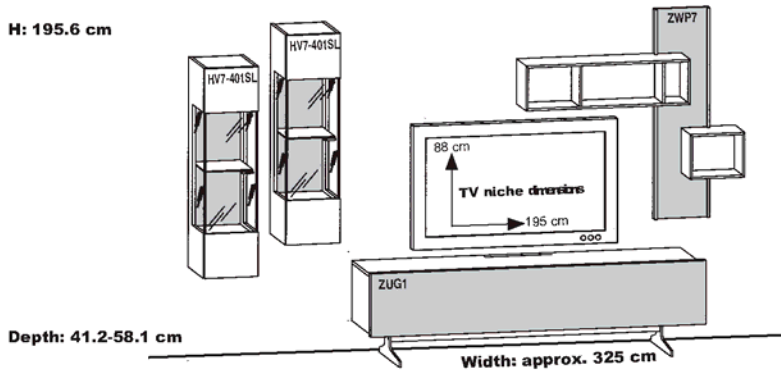
General accessories	
1 IR repeater	IRST/IRWP
1 induction charger for mobiles	KLG
1 electric drawer opener	SD195
1 organiser	E1-2724
1-2 organisers	E2-2724

Article descriptions and additional accessories can be found on pages 26 and 27.
An IR repeater may be required if devices are placed in the base element. See page 27 for more information

Wall combinations

Prices excluding lighting and accessories

Information on the internal layout of base elements can be found on page 17  = contrasting surface



Order no. BL74 (as shown) **BL74-SV** (mirror-image)
Price

As BL74 and BL74-SV but with a continuous plinth on the base element

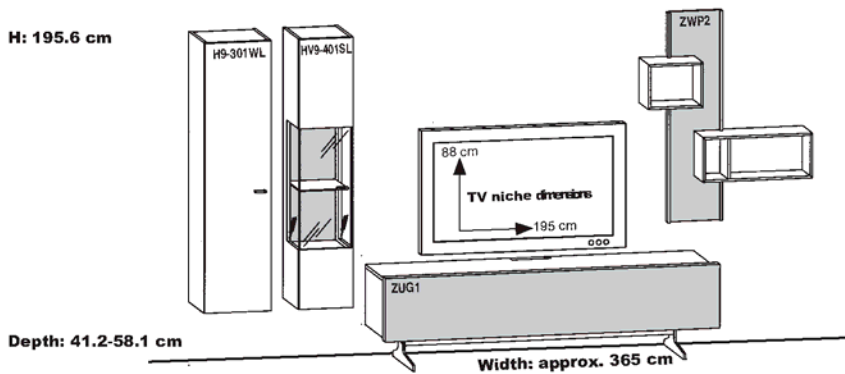
Order no. BL74S (as shown) **BL74S-SV** (mirror-image)
Price

Recommended accessories: each

Lighting	
2 LED lighting sets for display units	LEDSET33
1 LED lighting set for shelves	LEDSET30
Radio remote control & transformer	FKS4-60

General accessories	
1 IR repeater	IRST/IRWP
1 induction charger for mobiles	KLG
1 electric drawer opener	SD195
1 organiser	E1-2724
1-2 organisers	E2-2724

Article descriptions and additional accessories can be found on pages 26 and 27.
An IR repeater may be required if devices are placed in the base element. See page 27 for more information



Order no. BL76 (as shown) **BL76-SV** (mirror-image)
Price

As BL76 and BL76-SV but with a continuous plinth on the base element

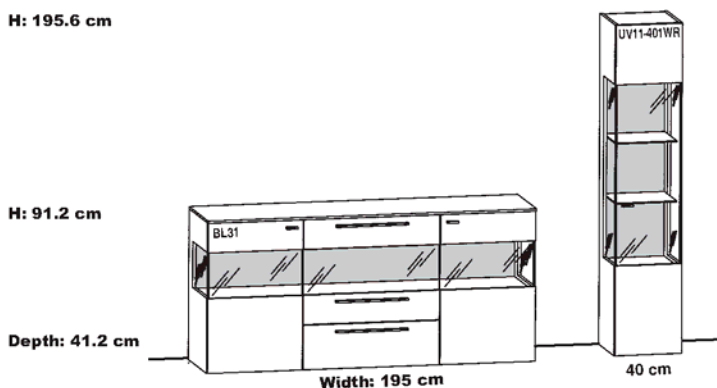
Order no. BL76S (as shown) **BL76S-SV** (mirror-image)
Price

Recommended accessories: each

Lighting	
1 LED lighting set for display units	LEDSET33
1 LED lighting set for shelves	LEDSET30
Radio remote control & transformer	FKS4-30

General accessories	
1 IR repeater	IRST/IRWP
1 induction charger for mobiles	KLG
1 electric drawer opener	SD195
1 organiser	E1-2724
1-2 organisers	E2-2724

Article descriptions and additional accessories can be found on pages 26 and 27.
An IR repeater may be required if devices are placed in the base element. See page 27 for more information



Order no. BL41 (as shown) **BL41-SV** (mirror-image)
Price

Recommended accessories: each

Lighting	
1 LED lighting set for display units	LEDSET31
1 LED light for sideboard	LEDSET35
Radio remote control & transformer	FKS4-60

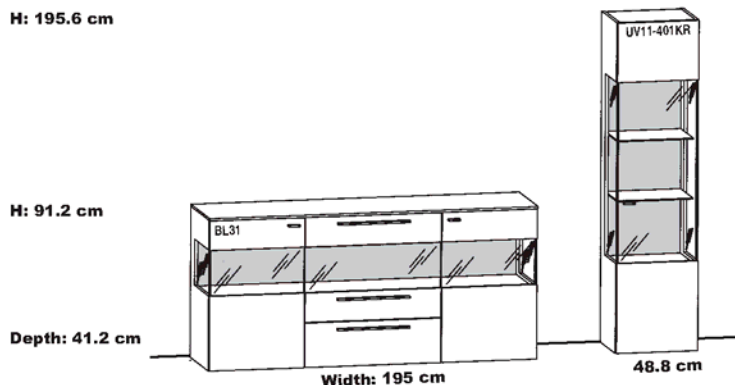
General accessories	
1 electrical storage compartment	LES57K
1-3 organisers	E1-2724

Article descriptions and additional accessories can be found on pages 26 and 27.

Sideboard combinations

Prices excluding lighting and accessories

 = contrasting surface



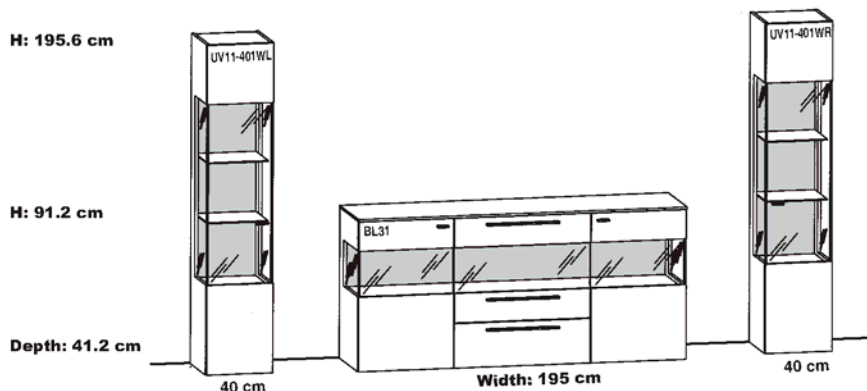
Order no. BL43 (as shown) BL43-SV (mirror-image)
Price

Recommended accessories: each :

Lighting	
1 LED lighting set for display units	LEDSET31
1 LED light for sideboard	LEDSET35
Radio remote control & transformer	FKS4-60
1 electrical storage compartment	LES57K

General accessories	
1-3 organisers	E1-2724

Article descriptions and additional accessories can be found on pages 26 and 27.



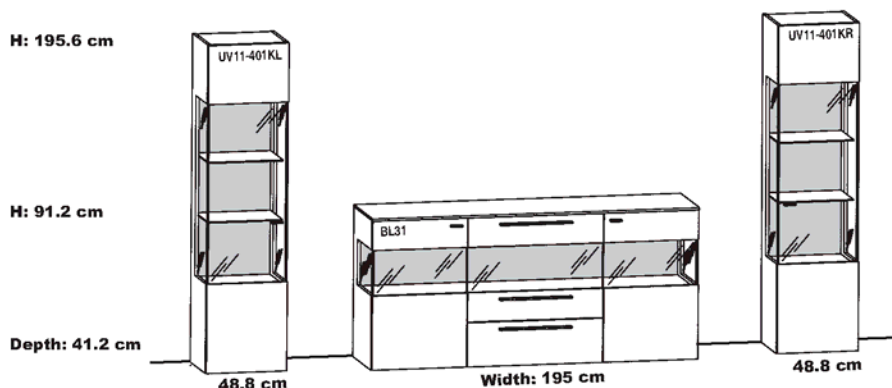
Order no. BL42
Price

Recommended accessories: each

Lighting	
2 LED lighting sets for display units	LEDSET31
1 LED light for sideboard	LEDSET35
Radio remote control & transformer	FKS4-60
1 electrical storage compartment	LES57K

General accessories	
1-3 organisers	E1-2724

Article descriptions and additional accessories can be found on pages 26 and 27.



Order no. BL44
Price

Recommended accessories: each

Lighting	
2 LED lighting sets for display units	LEDSET31
1 LED light for sideboard	LEDSET35
Radio remote control & transformer	FKS4-60
1 electrical storage compartment	LES57K

General accessories	
1-3 organisers	E1-2724

Article descriptions and additional accessories can be found on pages 26 and 27.

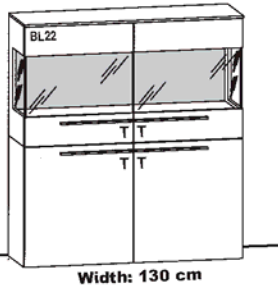
Highboard combinations

Prices excluding lighting and accessories

T = Door S = Drawer

 = contrasting surface

H: 144 cm



Depth: 41.2 cm

Width: 130 cm

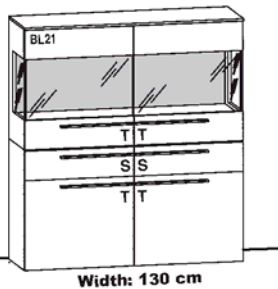
Order no. BL22
Price

Recommended accessories: each

Lighting	
1 LED light for highboard	LESET37
Radio remote control & transformer	FKS4-30
1 electrical storage compartment	LES65

Article descriptions and additional accessories can be found on pages 26 and 27.

H: 144 cm



Depth: 41.2 cm

Width: 130 cm

Order no. BL21
Price

Recommended accessories: each

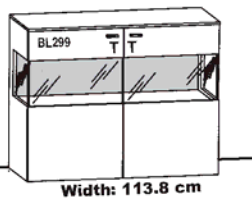
Lighting	
1 LED light for highboard	LESET37
Radio remote control & transformer	FKS4-30
1 electrical storage compartment	LES65

General accessories

1-2 organisers	E1-2724
----------------	---------

Article descriptions and additional accessories can be found on pages 26 and 27.

H: 91.2 cm



Depth: 49.2 cm

Width: 113.8 cm

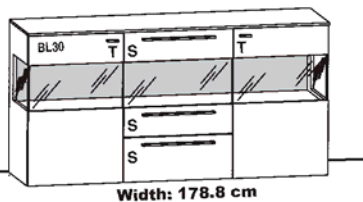
Order no. BL29
Price

Recommended accessories: each

Lighting	
1 LED light for sideboard	LESET31
Radio remote control & transformer	FKS4-30
1 electrical storage compartment	LES57K

Article descriptions and additional accessories can be found on pages 26 and 27.

H: 91.2 cm



Depth: 49.2 cm

Width: 178.8 cm

Order no. BL30
Price

Recommended accessories: each

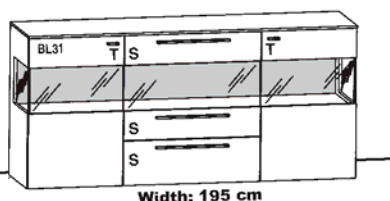
Lighting	
1 LED light for sideboard	LESET36
Radio remote control & transformer	FKS4-30
1 electrical storage compartment	LES57K

General accessories

1-3 organisers	E1-2724
----------------	---------

Article descriptions and additional accessories can be found on pages 26 and 27.

H: 91.2 cm



Depth: 49.2 cm

Width: 195 cm

Order no. BL31
Price

Recommended accessories: each

Lighting	
1 LED light for sideboard	LESET35
Radio remote control & transformer	FKS4-30
1 electrical storage compartment	LES57K

General accessories

1-3 organisers	E1-2724
----------------	---------

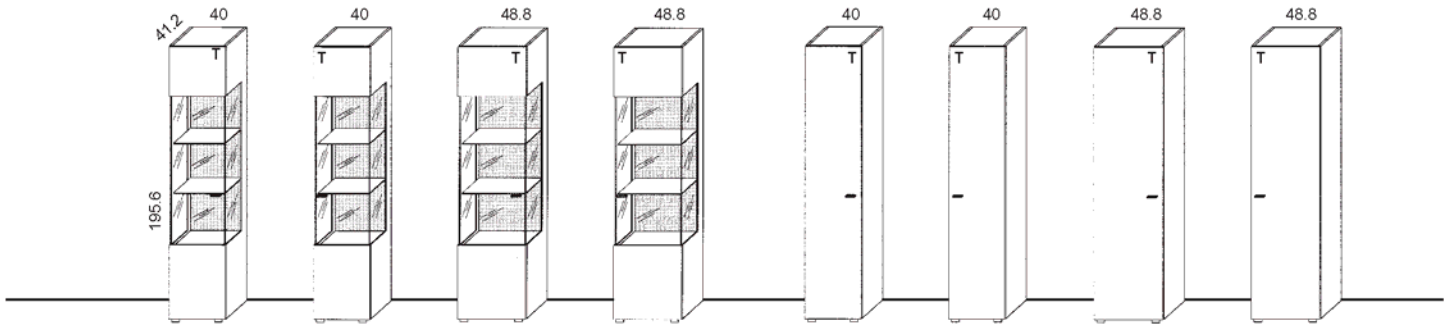
Article descriptions and additional accessories can be found on pages 26 and 27.

Planning system for individual models

Dimensions in cm directly beside the corresponding picture. **For lighting, see Accessories on pages 26-27.**

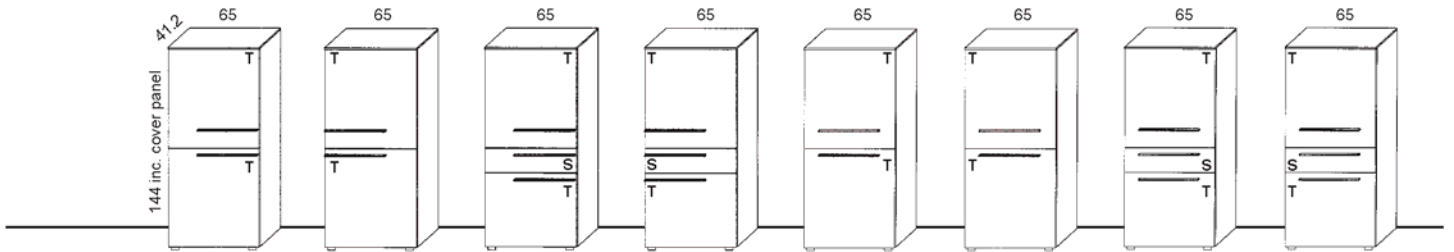
Elements, 11 increments

 = contrasting surface



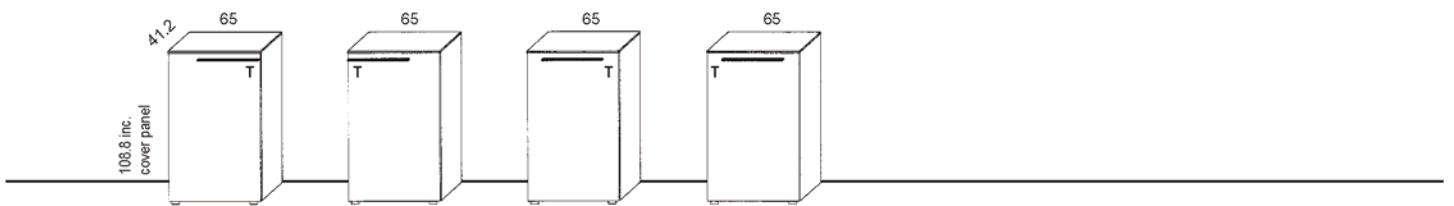
Order no. UV11-401WL UV11-401WR UV11-401KL UV11-401KR U11-301WL U11-301WR U11-301KL U11-301KR
Price :

Highboards, 8 increments

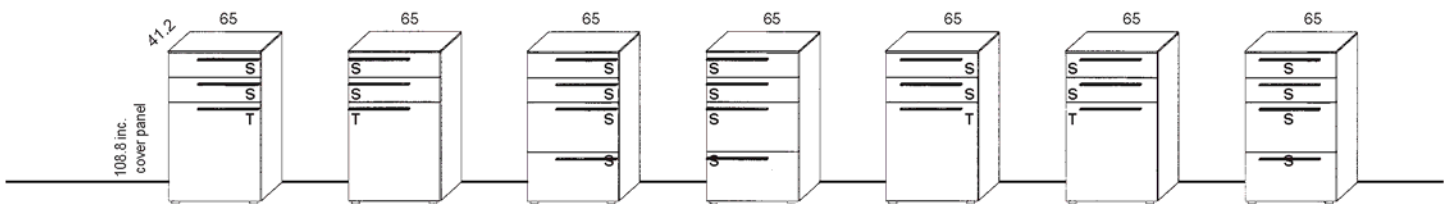


Order no. UL8-302 UR8-302 UL8-312 UR8-312 U8-302L U8-302R U8-312L U8-312R
Price

Sideboards, 6 increments



Order no. UL6-301 UR6-301 U6-301L U6-301R
Price



Order no. UL6-132 UR6-132 UL6-104 UR6-104 U6-132L U6-132R U6-104
Price

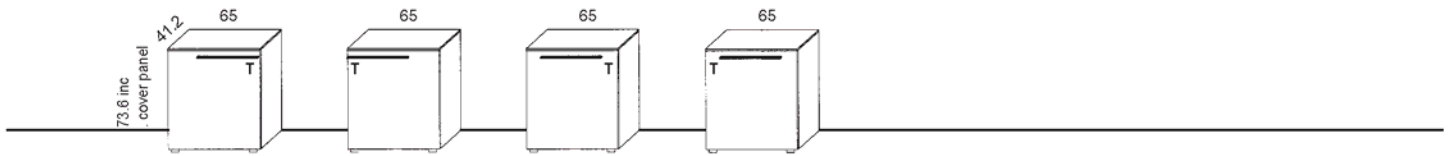
Planning system for individual models

Dimensions in cm directly beside the corresponding picture.

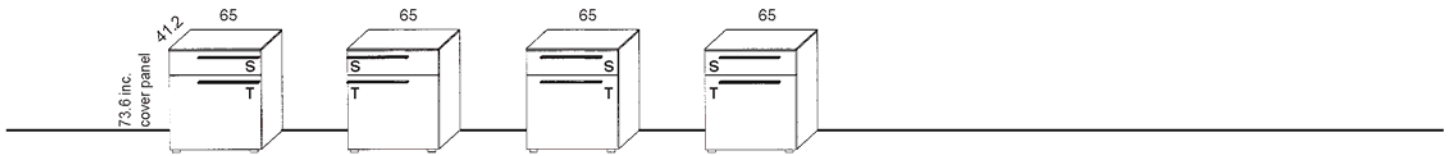
T = Door S = Drawer

Planning information: All highboards and sideboards are supplied with a 13-mm-thick cover panel as standard. If requested, this can be manufactured up to a maximum length of 260 cm.

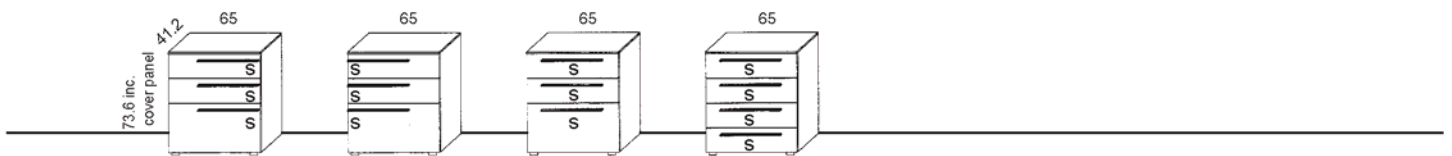
Sideboards, 4 increments



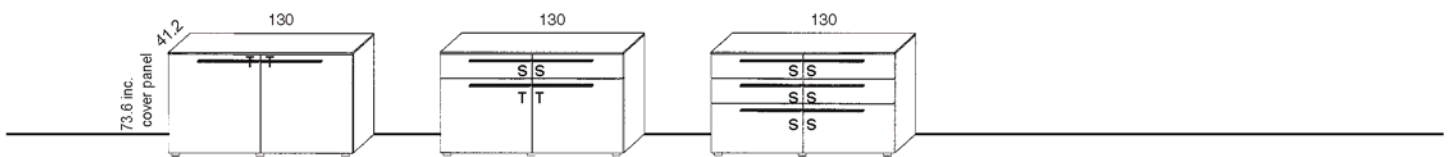
Order no. UL4-301 UR4-301 U4-301L U4-301R
Price



Order no. UL4-131 UR4-131 U4-131L U4-131R
Price



Order no. UL4-103 UR4-103 U4-103 U4-104
Price



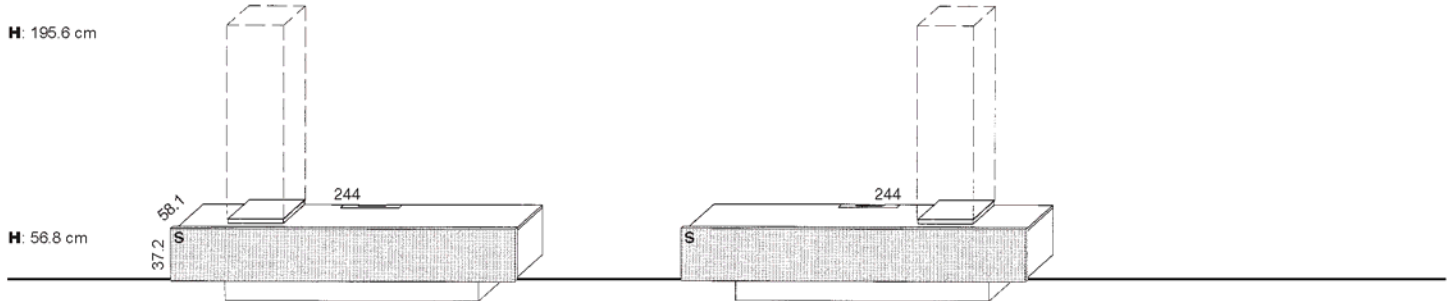
Order no. U4-301D U4-312D U4-106D
Price

Planning system for individual models

Dimensions in cm directly beside the corresponding picture. **For lighting, see Accessories on pages 26-27.**

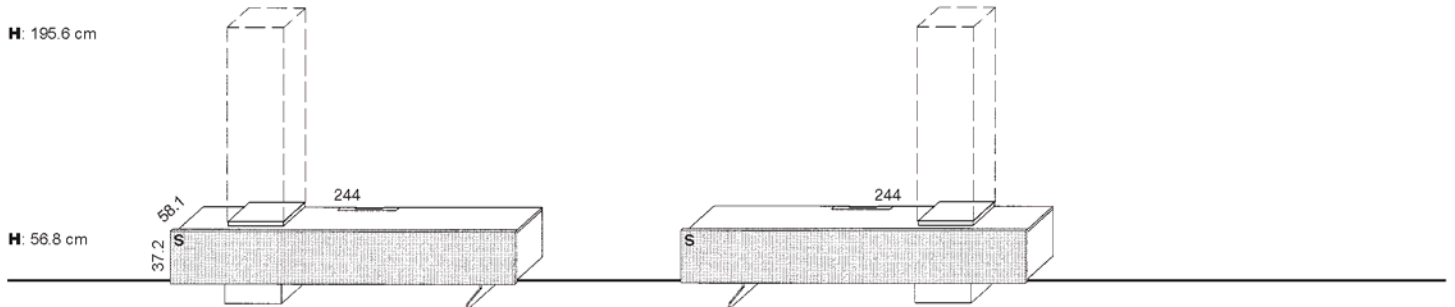
3-increment base elements for top elements

 = contrasting surface



Order no. ZUS5
Price

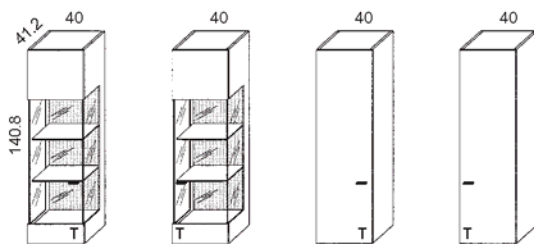
ZUS6



Order no. ZUG5
Price

ZUG6

8-increment top elements for 3-increment base elements



Order no. AV8-401WL AV8-401WR A8-301WL A8-301WR
Price


Planning system for individual models

Dimensions in cm directly beside the corresponding picture.

T = Door S = Drawer

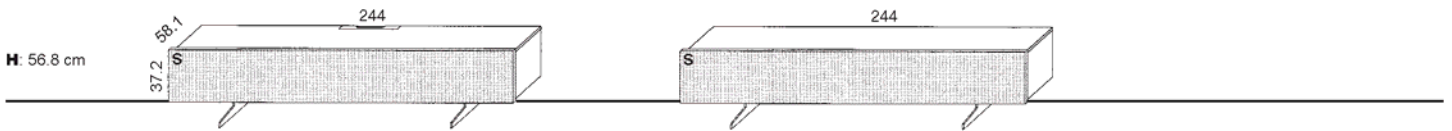
Base elements, 3 increments

 = contrasting surface



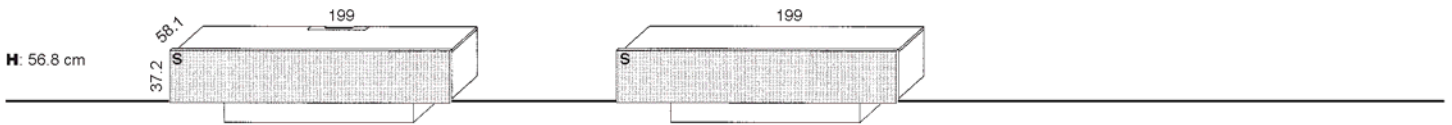
Order no. ZUG1
Price

ZUG2



Order no. ZUG3
Price

ZUG4



Order no. ZUS1
Price

ZUS2



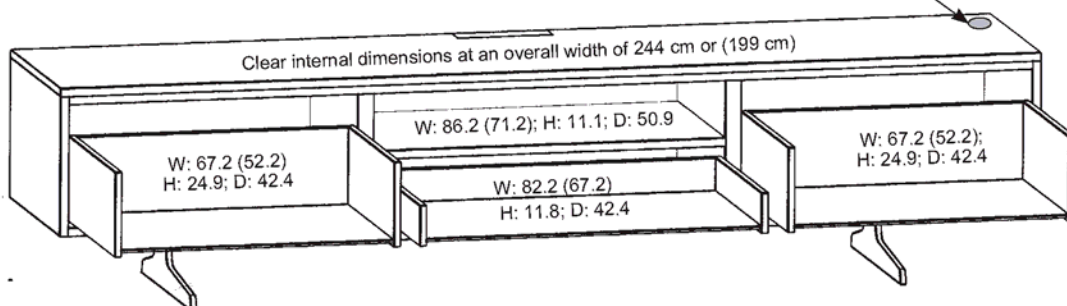
Order no. ZUS3
Price

ZUS4

The interior of the base elements is divided as shown in the planning information

To make it easier to open three drawers that are joined together with one front, we recommend using the electrically supported SD195 or SD240 push systems.

Installation position of the induction charger
(10 cm from the right, 10 cm from the rear)



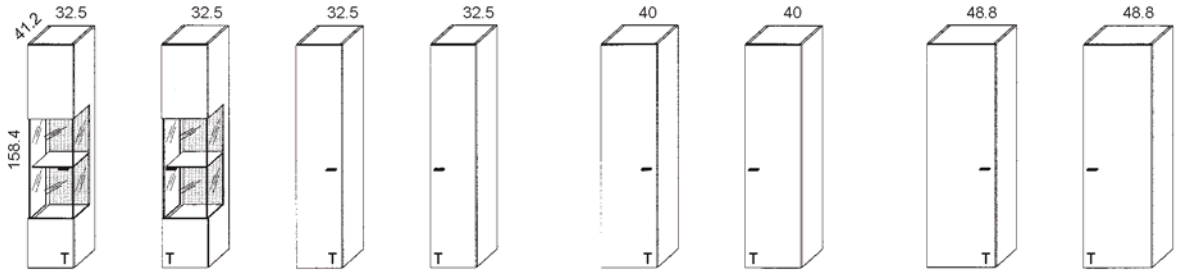
Planning system for individual models

Dimensions in cm directly beside the corresponding picture. **For lighting, see Accessories on pages 26-27.**

T=Door K=Cover

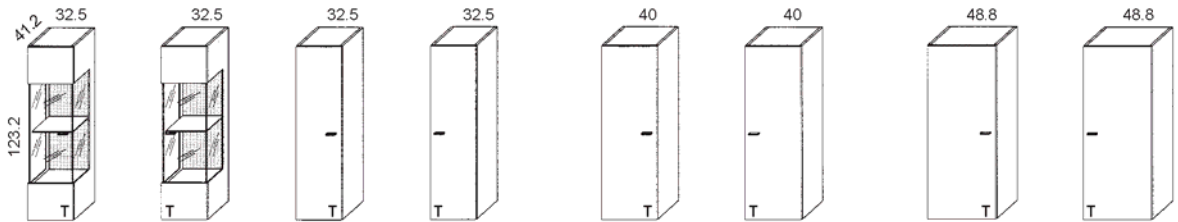
 = contrasting surface

Wall units, 9 increments



Order no. HV9-401SL HV9-401SR H9-301SL H9-301SR H9-301WL H9-301WR H9-301KL H9-301KR
Price

Wall units, 7 increments



Order no. HV7-401SL HV7-401SR H7-301SL H7-301SR H7-301WL H7-301WR H7-301KL H7-301KR
Price

Wall units, 2 increments



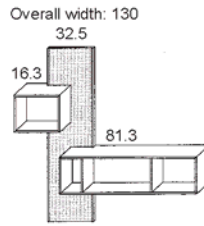
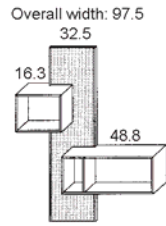
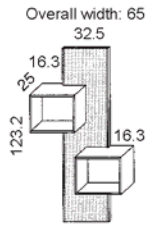
Order no. H2-201D H2-241D H2-201F H2-241F
Price

Planning system for individual models

Dimensions in cm directly beside the corresponding picture.

Shelf elements, 7 increments

 = contrasting surface



Order no. ZWP1 (as shown)

Order no. ZWP2 (as shown)

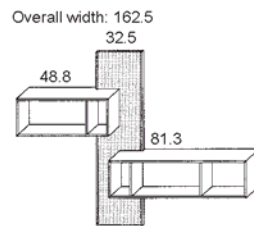
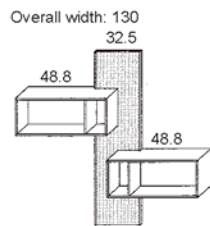
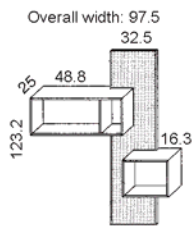
Order no. ZWP3 (as shown)

Order no. ZWP1-SV (mirror-image)

Order no. ZWP2-SV (mirror-image)

Order no. ZWP3-SV (mirror-image)

Price



Order no. ZWP4 (as shown)

Order no. ZWP5 (as shown)

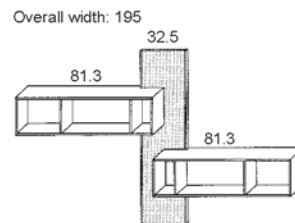
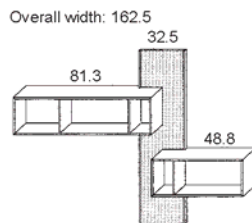
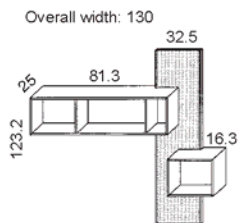
Order no. ZWP6 (as shown)

Order no. ZWP4-SV (mirror-image)

Order no. ZWP5-SV (mirror-image)

Order no. ZWP6-SV (mirror-image)

Price



Order no. ZWP7 (as shown)

Order no. ZWP8 (as shown)

Order no. ZWP9 (as shown)

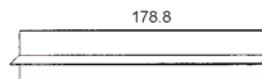
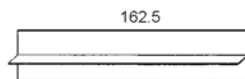

Order no. ZWP7-SV (mirror-image)

Order no. ZWP8-SV (mirror-image)

Order no. ZWP9-SV (mirror-image)

Price

Wall shelves

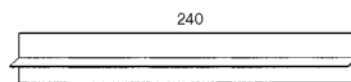
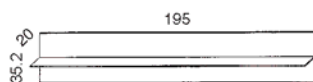


Order no. WI130

Order no. WI162

Order no. WI179

Price



Order no. WI195

Order no. WI240

Price

Dining tables with four angled legs

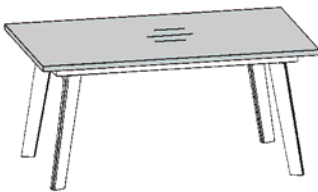
Dimensions in cm directly beside the corresponding picture.

 = contrasting surface

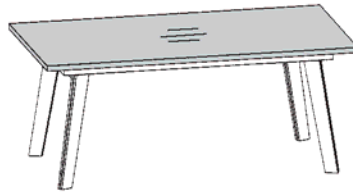
Finishes: **Base:** Matt silk lacquer: White, fango, taupe, mango
Top: Natural smoked oak timber, natural oak timber
Longitudinal edge: Textured edges that match the contrast finishes
Sliding tabletop: Natural smoked oak timber, natural oak timber
 (Continuous veneer finish on tables with a sliding tabletop).

Dining tables with fixed top

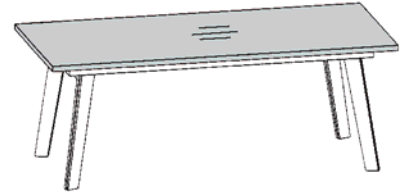
Height 76 cm



Width 160 cm, **Depth** 95 cm



Width 180 cm, **Depth** 95 cm



Width 200 cm, **Depth** 95 cm

Order no. ET903-160
Price

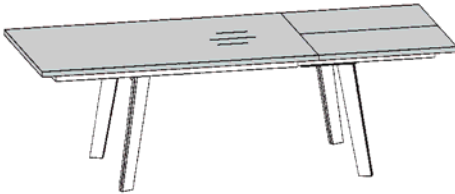
Order no. ET903-180

Order no. ET903-200

Sliding-tabletop tables

Sliding tabletop open

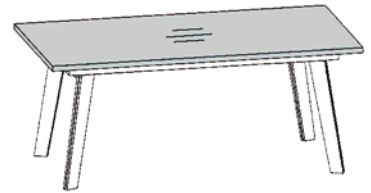
Height 76 cm



Width 160/240 cm, **Depth** 95 cm

Order no. ET903-160A
Price

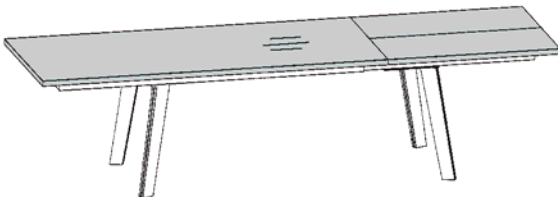
Sliding tabletop closed



Width 180 cm, **Depth** 95 cm

Sliding tabletop open

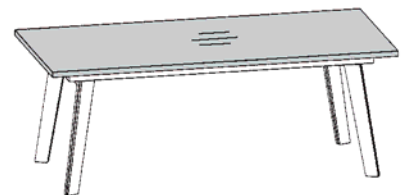
Height 76 cm



Width 200/300 cm, **Depth** 95 cm

Order no. ET903-200A
Price


Sliding tabletop closed



Width 200 cm, **Depth** 95 cm

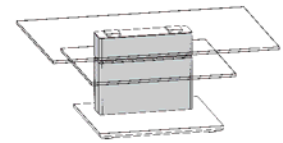
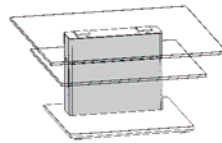
Coffee tables

Dimensions in cm directly beside the corresponding picture.

 = contrasting surface

S = Drawer

Finishes:	Base:	Natural smoked textured oak, natural textured oak
	Base plate:	Stainless steel
	Shelf:	Clear glass (12-mm thick)
	Tabletop:	Clear glass (12-mm thick)



Height:
Width x depth:

43 cm
85 x 85 cm

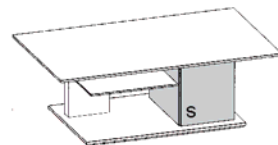
43 cm
110 x 75 cm

Order no.
Price

CT903-85

CT903-110

Finishes:	Pedestal:	Matt silk lacquer: White, fango, taupe, mango
	Carcase:	Natural smoked textured oak, natural textured oak
	Base plate:	Stainless steel
	Shelf:	Clear glass (8-mm thick)
	Tabletop:	Matt silk lacquer: White, fango, taupe, mango



Height:
Width x depth:

43 cm
125 x 75 cm

Order no.
Price

CT307-125

Product information about the covers

Leather: The **Toledo** leather used is a coated leather that is available in 43 colours as per the samples.



Coated leather is manufactured using complex refinement techniques. By polishing the surface of the leather, any irregularities are smoothed out and can no longer be seen. Thanks to the coating pigmentation, we are able to produce a regular surface in a beautiful, even colour. The natural structure is largely removed by the polishing and dyeing processes but it can be re-embossed to create a natural look. In doing so, the natural characteristics that are found in the structure of the leather are left partially visible. Coated leather is generally hard-wearing, easy-care, and above all, dirt- and water-repellent. In addition to being hard-wearing, the coating also reduces the leather's sensitivity to sunlight.

Cleaning and care instructions:

- Regularly dust the leather with a soft cloth. Avoid rubbing the leather vigorously.
- Never clean in small areas, but rather clean and care for the leather from stitch to stitch.
- Never pour cleaning or care products directly onto the leather. Instead, use a cloth or sponge to apply the product carefully.
- First clean the leather, then care for it: You should use important caring and moisturising substances so that your leather remains beautiful for many years. However, these substances can only be absorbed if there is no dust on the surface.
- Depending on use, leather furniture should be cleaned and cared for once or twice a year, e.g. before and after the summer months when the heating is not on.
- Never use microfibre cloths to clean leather – they may damage the surface. Only use soft, lint-free natural-fibre cloths.
- When cleaning, only use filtered water where possible as this reduces lime residue.
- Carefully mop up spills as soon as possible. When doing so, always clear up spills starting from the outside working inwards.
- After cleaning, allow the surface to dry properly before applying care products.
- Colour-intensive clothing, such as a jeans, may dye the leather. You can protect light-coloured leathers by treating them with Keralux R protection cream. We recommend using **LCK** products to clean and care for your leather.

Fabrics: The **Imola**, **Luxury** and **Amaro** fabrics used are available in 18 colours. They are treated with a stain protector that prevents spills from penetrating deep into the fabric, and also helps to remove spills more quickly.



Technical characteristics:

	Imola	Amaro	Luxury
Martindale test rubs:	35,000	25,000	40,000
Pilling test:	4	4-5	4-5
Resistance to fading:	4	4	4







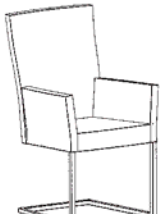

Cleaning and care instructions:

- Always use a clean cloth and clean the fabric in a circular motion. Do not let the fabric become too wet.
- Avoid exposure to direct sunlight as the fabrics may fade.
- Do not use any impregnating agents, bleaching agents or similar chemical substances.
- Our fabrics are almost pilling-free. However, if pills should form after extended use, they can be removed using a commercially available lint shaver.





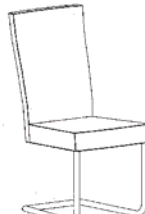

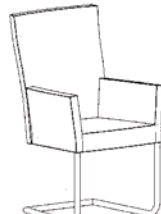

Please see the current Gwinner fabric and leather samples for the available covers.

Subject to errors, as well as design, colour and material modifications as part of technical progress.

“Eva-IN” chair

Stainless-steel square pipe		
without armrests	Order no.	151-000
 <p>W: 46 cm SH: approx. 47.5 cm H: 97 cm SD: 46 cm D: 60 cm</p> <p> Load-bearing capacity up to 120 kg.</p>	Fabric PG 1	
	Leather PG 2	
with armrests	Order no.	152-000
 <p>W: 57 cm SH: approx. 47.5 cm H: 97 cm SD: 46 cm D: 60 cm ARH: 68 cm</p> <p> Load-bearing capacity up to 120 kg.</p>	Fabric PG 1	
	Leather PG 2	
without armrests	Order no.	156-000
 <p>W: 46 cm SH: approx. 47.5 cm H: 100 cm SD: 46 cm D: 56 cm</p> <p> Load-bearing capacity up to 120 kg.</p>	Fabric PG 1	
	Leather PG 2	
with armrests	Order no.	157-000
 <p>W: 57 cm SH: approx. 47.5 cm H: 100 cm SD: 46 cm D: 56 cm ARH: 68 cm</p> <p> Load-bearing capacity up to 120 kg.</p>	Fabric PG 1	
	Leather PG 2	

“Lisa-IN” chair





Stainless-steel round pipe		
without armrests	Order no.	131-000
 <p>W: 46 cm SH: approx. 47.5 cm H: 97 cm SD: 46 cm D: 60 cm</p> <p> Load-bearing capacity up to 120 kg.</p>	Fabric PG 1	
	Leather PG 2	
with armrests	Order no.	132-000
 <p>W: 57 cm SH: approx. 47.5 cm H: 97 cm SD: 46 cm D: 60 cm ARH: 68 cm</p> <p> Load-bearing capacity up to 120 kg.</p>	Fabric PG 1	
	Leather PG 2	
without armrests	Order no.	136-000
 <p>W: 46 cm SH: approx. 47.5 cm H: 100 cm SD: 46 cm D: 56 cm</p> <p> Load-bearing capacity up to 120 kg.</p>	Fabric PG 1	
	Leather PG 2	
with armrests	Order no.	137-000
 <p>W: 57 cm SH: approx. 47.5 cm H: 100 cm SD: 46 cm D: 56 cm ARH: 68 cm</p> <p> Load-bearing capacity up to 120 kg.</p>	Fabric PG 1	
	Leather PG 2	

“Lena-IN” chair

Stainless steel flat-pipe “Lena” cantilever with veneered wooden backs.

Available finishes:			
Wooden backs		Covers	
Natural oak timber	623	Fabric in any finish	Leather in any finish
Natural smoked oak timber	624	PG1	PG2



The colour and wood finishes have been specifically created for Gwinner products and can therefore not be found in any standard. Gwinner colour samples provide an approximate reproduction and serve only as a guide.

	Finishes		Fabric	Leather
with armrests	Wooden backs	Order no.	PG 1 <input type="checkbox"/>	PG 2 <input type="checkbox"/>
 <p>Load-bearing capacity up to 120 kg. W: 48 cm H: 91 cm D: 58 cm SH: approx. 46.5 cm SD: 44 cm</p>	Natural oak timber	191-623		
	Natural smoked oak timber	191-624		
with armrests	Wooden backs	Order no.	PG 1 <input type="checkbox"/>	PG <input type="checkbox"/>
 <p>Load-bearing capacity up to 120 kg. W: 55 cm H: 91 cm D: 58 cm SH: approx. 46.5 cm SD: 44 cm ARH: 69 cm</p>	Natural oak timber, natural	192-623		
	smoked oak timber	192-624		
without armrests, with handle	Wooden backs	Order no.	PG 1 <input type="checkbox"/>	PG 2 <input type="checkbox"/>
 <p>Load-bearing capacity up to 120 kg. W: 48 cm H: 91 cm D: 58 cm SH: approx. 46.5 cm SD: 44 cm</p>	Natural oak timber	196-623		
	Natural smoked oak timber	196-624		
with armrests and handle	Wooden backs	Order no.	PG 1 <input type="checkbox"/>	PG 2 <input type="checkbox"/>
 <p>Load-bearing capacity up to 120 kg. W: 55 cm H: 91 cm D: 58 cm SH: approx. 46.5 cm SD: 44 cm ARH: 69 cm</p>	Natural oak timber	197-623		
	Natural smoked oak timber	197-624		

“Lara-IN” chair

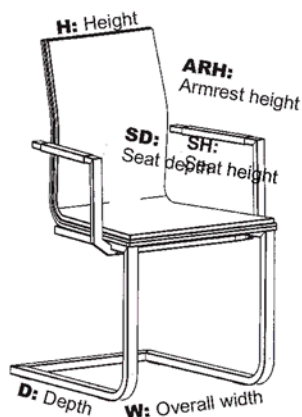
Stainless steel flat-pipe “Lara” cantilever with lacquered wooden backs.

Available finishes:		
Wooden backs	Covers	
White matt silk lacquer 702	Fabric in any finish PG1	Leather in any finish PG2
Fango matt silk lacquer 708	The colour and wood finishes have been specifically created for Gwinner products and can therefore not be found in any standard. Gwinner colour samples provide an approximate reproduction and serve only as a guide.	
Taupe matt silk lacquer 707		
Mango matt silk lacquer 712		

	Finishes		Fabric	Leather
without armrests	Wooden back	Order no.	PG 1 <input type="checkbox"/>	PG 2 <input type="checkbox"/>
 <p>Load-bearing capacity up to 120 kg.</p> <p>B: 48 cm H: 91 cm D: 58 cm SH: approx. 46.5 cm SD: 44 cm</p>	White matt silk lacquer	171-702		
	Fango matt silk lacquer	171-708		
	Taupe matt silk lacquer	171-707		
	Mango matt silk lacquer	171-712		
with armrests	Wooden back	Order no.	PG 1 <input type="checkbox"/>	PG 2 <input type="checkbox"/>
 <p>Load-bearing capacity up to 120 kg.</p> <p>B: 55 cm H: 91 cm D: 58 cm SH: approx. 46.5 cm SD: 44 cm ARH: 69 cm</p>	White matt silk lacquer	172-702		
	Fango matt silk lacquer	172-708		
	Taupe matt silk lacquer	172-707		
	Mango matt silk lacquer	172-712		

Chair information

Information about the dimensions:



Seat shells: For the Lara and Lena:

The seat shells are manufactured by gluing together several layers of birch veneer using heat and pressure. This results in a shaped wooden shell that is highly stable but weighs very little.

On the Lara, the seat shell is available in various matt silk lacquers; on the Lena, the seat shell is veneered.


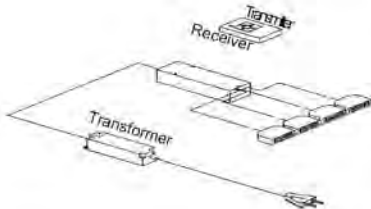
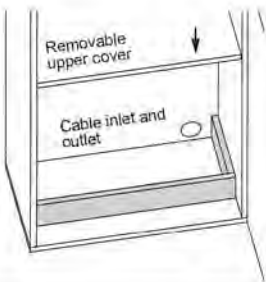
Gliders:

All chairs are delivered with plastic gliders as standard. Felt gliders designed for delicate floorings are included with all deliveries and can be used in place of the plastic gliders if necessary.

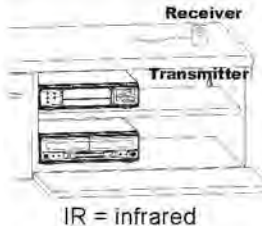

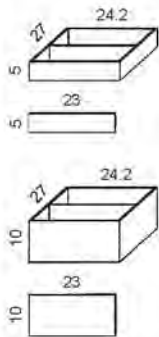
Covers:

Please see the current Gwinner fabric and leather samples for the available covers.

Accessories

Article	Order no.		Description
Lighting and switches			The lights are fitted with A++ to A LED bulbs on a scale of A++ (most efficient) to E (least efficient). The bulbs in these lights cannot be replaced.
LED lighting set			
For 7-incr shelf element ZWP1 - ZWP9	LESET30		consisting of 4 LED lights, cable length approx. 4 m, 12 volt/14.2 watt, 6-way distributor, 2 thin paintable cable ducts, 59-cm long. Transformer required.
For display units UV11-401; BL29	LESET31		consisting of 2 LED lights, cable length approx. 4 m, 12 volt/15.4 watt, 6-way distributor. Transformer required.
For display units AV8-401W	LESET32		consisting of 2 LED lights, cable length approx. 4 m, 12 volt/13 watt, 6-way distributor. Transformer required.
For display units HV9-401S; HV7-401S	LESET33		consisting of 2 LED lights, cable length approx. 4 m, 12 volt/10.5 watt, 6-way distributor, 2 thin paintable cable ducts, 59-cm long. Transformer required.
For sideboard BL31	LESET35		consisting of 2 LED lights, cable length approx. 4 m, 12 volt/27.4 watt, 6-way distributor. Transformer required.
For sideboard BL30	LESET36		consisting of 2 LED lights, cable length approx. 4 m, 12 volt/25 watt, 6-way distributor. Transformer required.
For highboard BL21; 22	LESET37		consisting of 2 LED lights, cable length approx. 4 m, 12 volt/17.8 watt, 6-way distributor. Transformer required.
For element H2-241F	LESET38		consisting of 2 LED lights, cable length approx. 4 m, 12 volt/16.4 watt, 6-way distributor, 2 thin paintable cable ducts, 59-cm long. Transformer required.
For wall unit H2-241D	LESET39		consisting of 2 LED lights, cable length approx. 4 m, 12 volt/11.6 watt, 6-way distributor, 2 thin paintable cable ducts, 59-cm long. Transformer required.
LED lighting for wall shelf			
WI130	LWP130		LED light, 125-cm long, cable length approx. 4 m, 12 volt/6 watt. Transformer required.
WI162	LWP162		LED light, 155-cm long, cable length approx. 4 m, 12 volt/7.5 watt. Transformer required.
WI179	LWP179		LED light, 170-cm long, cable length approx. 4 m, 12 volt/8 watt. Transformer required.
WI195	LWP195		LED light, 190-cm long, cable length approx. 4 m, 12 volt/9 watt. Transformer required.
WI240	LWP240		LED light, 235-cm long, cable length approx. 4 m, 12 volt/12 watt. Transformer required.
LED transformer 30 watt	LEVG30		 12 volt/30 watt, suitable for max. 10 connections. Cable length approx. 5 metres, switch on the supply cable.
Radio remote control inc.:			
LED transformer 30 watt	FKS4-30		 A maximum of four power circuits can be switched and dimmed using the remote control. A power circuit may contain up to six light fixtures. Depending on the version chosen, this remote control set includes a 30- or 60-watt transformer.
LED transformer 60 watt	FKS4-60		
Electrical storage compartment behind 65-cm-wide doors	LES65		 Please specify the element in which the electrical storage compartment should be fitted. No radio remote control is included in this electrical storage compartment. The upper cover is a removable wooden shelf, and the full depth of the cupboard can therefore be used.
behind 56.9-cm-wide doors	LES57K		
behind 48.8-cm-wide doors	LES49		
behind 40-cm-wide doors	LES40		

Accessories

Article	Order no.		Description
Electrical accessories			
<p>IR repeater</p> <p>Receiver on stand, as shown</p> <p>Receiver is drilled into the plinth</p>	<p>IRST</p> <p>IRWP</p>		 <p>The IR repeater increases the range of standard IR remote controls within the unit. A DVD player can therefore be operated from behind a closed flap, for example. Incoming IR commands from the appliance's remote control are received by the receiver, amplified and passed on inside the unit via the transmitter. The advantage is that the repeater only passes on signals, it therefore does not require its own remote control. A 220-volt mains connection is required for operation.</p>
<p>Induction charger for mobile phones</p>	KLG		<p>Integrated induction charger for mobile phones that is fitted 10 cm from the back and 10 cm from the right in the base-element top and is invisible from the outside. Depending on the mobile phone manufacturer, a special accessory may be required from a specialist retailer so that the end device can be charged. A 220-volt mains connection is required for operation, the charging current is 5 V DC/ 1 A</p>
<p>Cable duct</p> <p>Plain</p> <p>Lacquered</p>	<p>KB100</p> <p>KBF100</p>		 <p>Length 100 cm, width 7.5 cm, depth 1.8 cm. Made from paintable plastic. Can be shortened using a backsaw during installation.</p> <p>Same finish, but lacquered in matt silk white, fango, taupe or mango.</p>
Shelf			
<p>Wooden shelf</p> <p>behind 65-cm-wide doors</p> <p>behind 56.9-cm-wide doors</p> <p>behind 48.8-cm-wide doors</p> <p>behind 40-cm-wide doors</p> <p>behind 32.5-cm-wide doors</p>	<p>FA65-33</p> <p>FA57-41</p> <p>FA49-33</p> <p>FA40-33</p> <p>FA33-33</p>		<p>Additional wooden shelf behind doors, 61.1 x 33 x 1.9 cm</p> <p>Additional wooden shelf behind doors, 53 x 33 x 1.9 cm</p> <p>Additional wooden shelf behind doors, 44.9 x 33 x 1.9 cm</p> <p>Additional wooden shelf behind doors, 36.1 x 33 x 1.9 cm</p> <p>Additional wooden shelf behind doors, 28.6 x 33 x 1.9 cm</p>
Drawers: Special equipment			
<p>Organiser</p> <p>For 1-increment drawers</p> <p>Additional transverse divider for E1-2724</p> <p>For 2-increment drawers</p> <p>Additional transverse divider for E2-2724</p>	<p>E1-2724</p> <p>T1-24</p> <p>E2-2724</p> <p>T2-24</p>		 <p>Black metal finish, fixed to the drawer frame using magnets.</p> <p>Black metal finish</p> <p>Black metal finish, fixed to the drawer frame using magnets.</p> <p>Black metal finish</p>
<p>Electric drawer opener</p> <p>For 195-cm-wide base elements</p> <p>For 240-cm-wide base elements</p>	<p>SD195</p> <p>SD240</p>		<p>Opens the drawers electronically. A 220-volt mains connection is required for operation.</p> <p>Opens the drawers electronically. A 220-volt mains connection is required for operation.</p>

GWINNER[®]
INTERNATIONAL